3.25" ISO Clip

ISO Clip significantly reduces thermal bridging within external rain screen assemblies improving insulation effective-R values while providing flexibility for facade design. It is a key building component that helps to achieve thermally efficient building envelopes without compromising on design intent of the project, essential for energy conservation and our shared sustainable future.



Technical Information:

The ISO Clip creates a thermal break separating the interior of the building from the exterior. Its unique design features reduce thermal transfer through the building envelope. The clip accommodates a variety of insulation thickness or wall depths, eliminating the need for shims and can accommodate insulation from 4" - 6". It is engineered to perform on all substrates including concrete, concrete block, steel studs or wood.



Material Composition:

14ga ASTM A792 [Galvalume]™ or ASTM 653 [Galvanized] steel clip with an integral glass fibre reinforced polyamide thermal isolator pad. Also available fully encapsulated in a special coating for use in Salmon-Safe specified projects.

"ISO Clip helps protect downstream water quality and is consistent for use in Salmon-Safe projects."

– Dan Kent, Salmon-Safe



Next Generation Performance:

ISO Clip is suitable for either vertical or horizontal subgirts. Its versatility, thermal performance, and ease of use make ISO Clip the product to specify for high-performance building envelopes. The thermal performance of the clip has been modeled and evaluated by the industry leaders, Evoke and Stantec.

Horizontal Subgirt

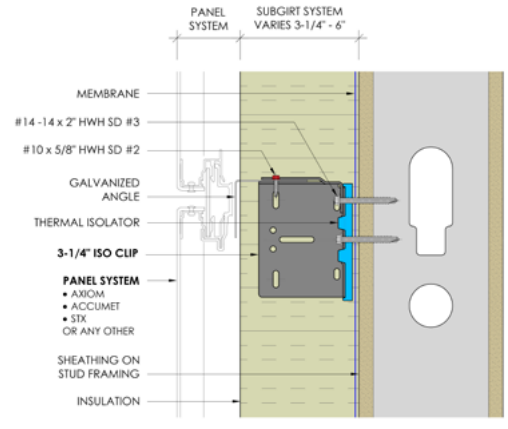

Vertical Subgirt

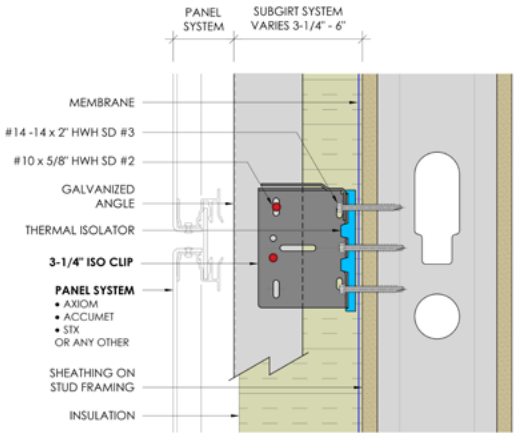

ISOCLIPS.COM
1-844-740-2050
info@isoclips.com

Fabricated by
Northern Facades Ltd.
Northernfacades.com

3.25" ISO Clip

FASTENER RECOMMENDATIONS:

Girt Fastener: 10-16 x 5/8" Ind. Hex Washer Head (5/16AF)

Steel Stud Assembly: 14-14 x 2" Ind. Hex Washer Head (5/16AF)

Wood Stud Fasteners: #14 HWH cladding (metal to wood) fastener

Concrete Wall: 2-¼" long #14 Tapcons



Declare.

ISO Clip
Northern Facades Limited

Final Assembly: Markham, Ontario, Canada
Life Expectancy: LIFE OF STRUCTURE Year(s)
End of Life Options: Salvageable/Reusable in its Entirety, Recyclable (100%)

Ingredients:

Iron; Poly[imino(1,6-dioxo-1,6- hexanediyl)imino-1,6-hexanediyl]; Glass, oxide, chemicals; Undisclosed (0.425-0.913%)[1]; Zinc; Manganese; Copper; Nickel (Metallic); Graphite; Chromium, metallic; Molybdenum; Sulfur, Elemental; Phosphorus; Titanium

[1]LBC Temp Exception RL-004b - Proprietary Ingredients in Declare

Living Building Challenge Criteria: Compliant

I-13 Red List:
☐ LBC Red List Free
■ LBC Red List Approved
☐ Declared

% Disclosed: 99.09% at 100ppm
VOC Content: Not Applicable

I-10 Interior Performance: Not Applicable
I-14 Responsible Sourcing: Not Applicable

NOF-0001
EXP. 01 MAR 2026
Original Issue Date: 2021

INTERNATIONAL LIVING FUTURE INSTITUTE™ living-future.org/declare

Key Features & Benefits of the ISO Clip:

Efficient:

- Improved building energy efficiency through a reduction in thermal bridging utilizing an optimized thermal pad design
- High load capacity, less ISO Clips may be required compared to synthetic or aluminum clips which means less to install and less thermal bridging
- ISO Clips may assist towards achieving multiple LEED V4 credits as a component part of the wall assembly
- ASHRAE 90.1, NECB, SB-10 compliant, with thermal analysis available
- ISO Clip has successfully passed the NFPA 285 Standard Test Method for Evaluation of Fire Propagation Characteristics of Exterior Wall Assemblies Containing Minor Combustible Components and the CAN / ULC S134-13 Standard Test Method for Fire Test of Exterior Wall Assemblies

Performance:

- Adjustment up to + / - 1/2" wall deviation, no shims required
- Built in "helping hand" for ease and speed of installation
- Always installed in the same direction regardless of horizontal or vertical girt orientation.
- 3.25" ISO Clip is suitable for 4" to 6" of insulation

Availability & Pricing:

- Cost Effective
- North American Made
- Readily Available Stock from a growing network of distributors

Specifying ISO Clip is simple using these leading platforms or visit www.isoclips.com

ARCAT BSD SpecLink

3.25" ISO CLIP COMPATIBLE L-SUBGIRT

HORIZONTAL ORIENTATION

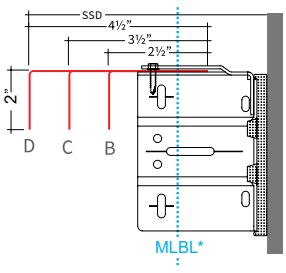

Section Detail

Insulation Depth	Subgirt Dimensions	Subgirt System Depth (SSD)	Profile
4"	2½" x 2"	3¾" - 4¾"	B
5"	3½" x 2"	4¾" - 5¾"	C
6"	4½" x 2"	5¾" - 6¾"	D

- Available in Galvanized G90 or Galvalume
- Gauges Available: 20, 18, 16, 14
- Min/Max Lengths Available: 4' - 20'
- MLBL* Subgirt must be installed past the Minimum Load Bearing Line

VERTICAL ORIENTATION

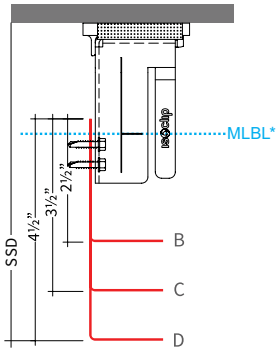

Plan Detail

ISOCLIPS.COM
1-844-740-2050
info@isoclips.com

Fabricated by
Northern Facades Ltd.
Northernfacades.com

16021-030323